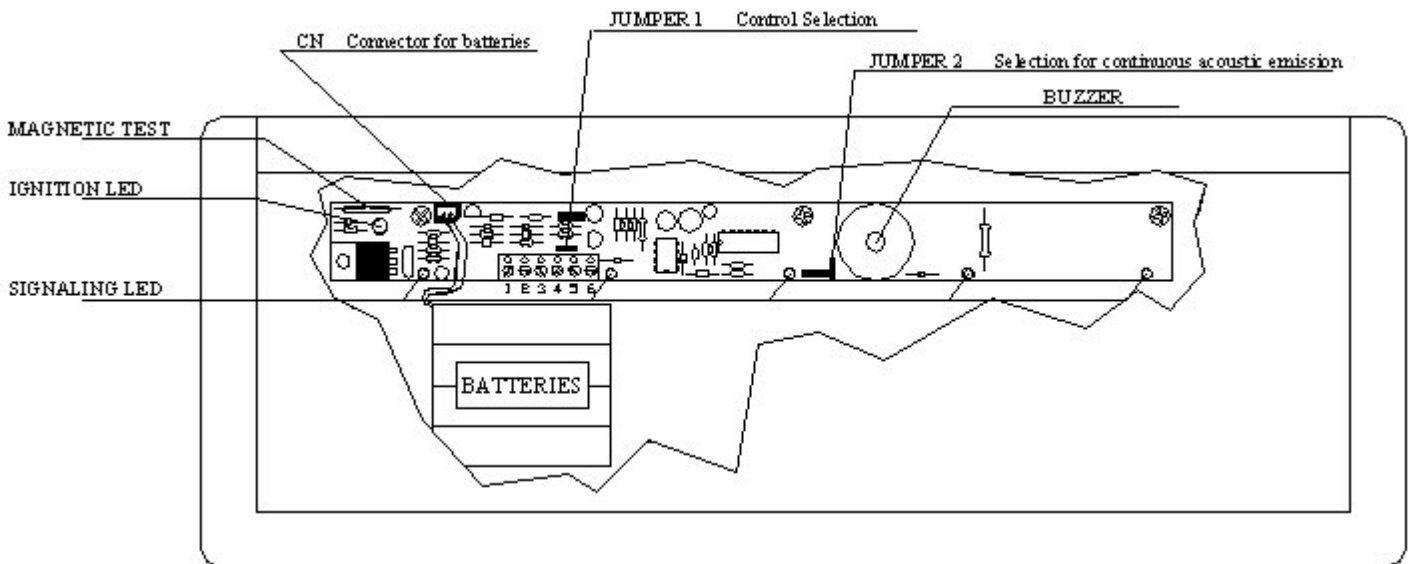




User Manual of the Self-Powered 12/24 Vdc Optical / Acoustic Plate TAOA 10



TAOA 10 Self-Powered Optical / Acoustic Plate.

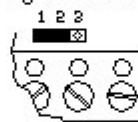


Terminal - Blocks

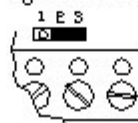
1. Power supply positive (10 - 30 Vdc)
2. Power supply negative (GND)
3. Control input
According to the jumper1 set-up, the control will happen with presence or absence of the negative signaling
4. Power supply negative (GND)
5. Positive repetition (10 - 30 V dc)
6. Negative repetition (GND)
7. Battery 4,8 V - 800 mA

Jumper 1

- 1-2 The signaling occurs when the negative signal is available on the input terminal

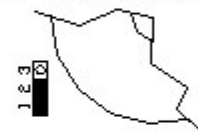


- 2-3 The signaling occurs when the negative signal is not available on the input terminal



Jumper 2

- 1-2 The signaling is intermittent



- 2-3 The signaling is continuous





Sicurtime Srl
Via Carlo Cattaneo, 93
20025 Legnano (MI)
www.sicurtime.com